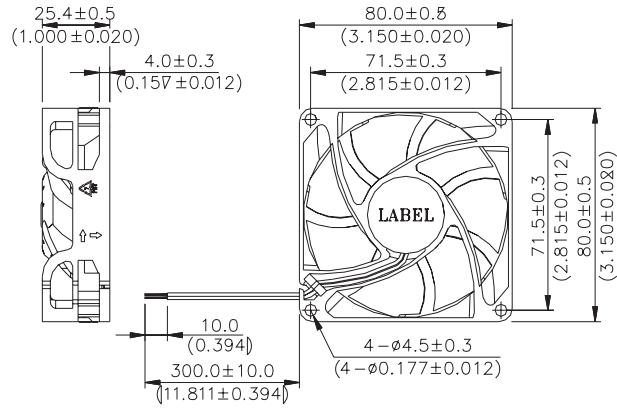


New



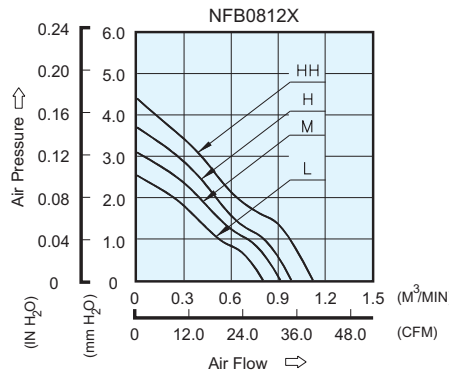
■ DIMENSIONS DRAWING



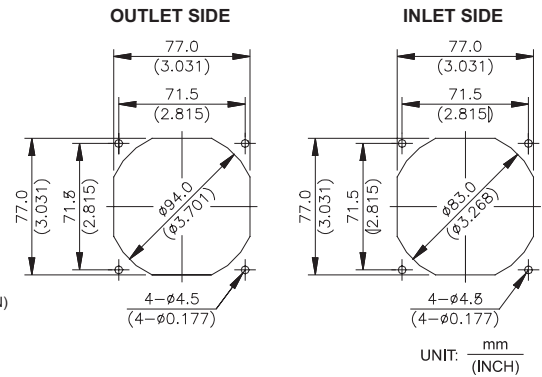
UNIT: $\frac{\text{mm}}{(\text{INCH})}$

- * Bearing Type
Ball Bearings
- * Material
Impeller & Frame : Plastic (UL 94V-0)
- * Lead Wires :
UL 1007 AWG #24 OR Equivalent
Red Wire Positive (+)
Black Wire Negative (-)
- * Weight : 80g (2.82 oz)

■ P & Q CURVE (AT RATED VOLTAGE)



■ MOUNTING PANEL CUTOUT



MODEL		Rated Voltage	Operating Voltage Range	Rated Current	Rated Input Power	Speed	Maximum Air Flow		Maximum Air Pressure		Noise
PART NO.	FUNCTION	VDC	VDC	Amp	Watt	R.P.M.	m ³ /min	CFM	mmH ₂ O	IN H ₂ O	dB-A
NFB0812L	-R00 / -F00	12	4.0 to 13.8	0.08	0.96	2400	0.803	28.36	2.54	1.000	27.3
NFB0812M	-R00 / -F00	12	4.0 to 13.8	0.10	1.20	2700	0.914	32.28	3.09	0.122	30.7
NFB0812H	-R00 / -F00	12	4.0 to 13.8	0.11	1.32	3000	0.984	34.76	3.70	0.146	34.4
NFB0812HH	-R00 / -F00	12	4.0 to 13.8	0.16	1.92	3200	1.120	39.55	4.40	0.173	35.7

* Function type is optional.
 * The max. air flow and the speed are measured in free air ; max. air pressure is measured at zero air flow.
 * Noise is measured in anechoic chamber in free air, one meter from intake side.
 * All readings are typical values at rated voltage.
 * Specifications are subject to change without notice.