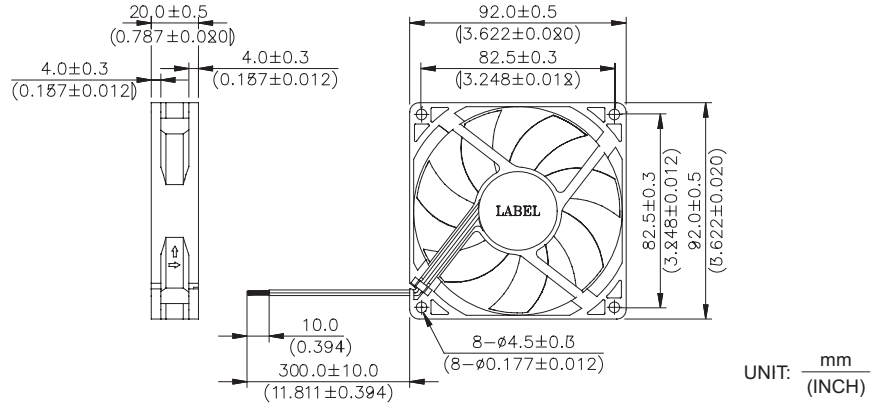


New

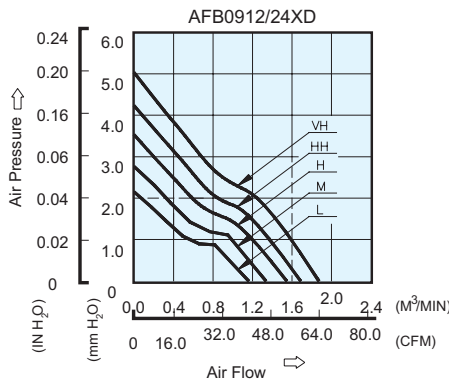


■ DIMENSIONS DRAWING

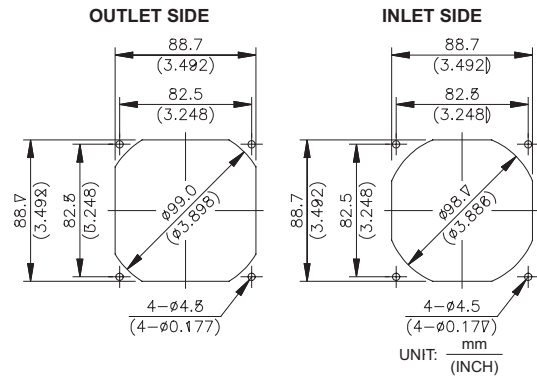


- * Bearing Type
Ball Bearings
- * Material
Impeller & Frame : Plastic (UL 94V-0)
- * Lead Wires :
UL 1007 AWG #24 OR Equivalent
Red Wire Positive (+)
Black Wire Negative (-)
- * Weight : 92g (3.24 oz)

■ P & Q CURVE (AT RATED VOLTAGE)



■ MOUNTING PANEL CUTOUT



MODEL		Rated Voltage	Operating Voltage Range	Rated Current	Rated Input Power	Speed	Maximum Air Flow		Maximum Air Pressure		Noise
PART NO.	FUNCTION	VDC	VDC	Amp	Watt	R.P.M.	m ³ /min	CFM	mmH ₂ O	IN H ₂ O	dB-A
AFB0912LD	-R00 / -F00	12	7.0 to 13.8	0.08	0.96	2100	1.161	41.00	2.13	0.084	28.5
AFB0924LD	-R00 / -F00	24	14.0 to 27.6	0.06	1.44						
AFB0912MD	-R00 / -F00	12	7.0 to 13.8	0.10	1.20	2400	1.335	47.14	2.74	0.108	32.0
AFB0924MD	-R00 / -F00	24	14.0 to 27.6	0.08	1.92						
AFB0912HD	-R00 / -F00	12	7.0 to 13.8	0.16	1.92	2700	1.546	54.60	3.51	0.138	35.0
AFB0924HD	-R00 / -F00	24	14.0 to 27.6	0.10	2.40						
AFB0912HHD	-R00 / -F00	12	7.0 to 13.8	0.24	2.88	3000	1.686	59.54	4.22	0.166	38.0
AFB0924HHD	-R00 / -F00	24	14.0 to 27.6	0.13	3.12						
AFB0912VHD	-R00 / -F00	12	7.0 to 13.8	0.28	3.36	3300	1.872	66.11	5.03	0.198	40.5
AFB0924VHD	-R00 / -F00	24	14.0 to 27.6	0.16	3.84						

* Function type is optional.
 * The max. air flow and the speed are measured in free air ; max. air pressure is measured at zero air flow.
 * Noise is measured in anechoic chamber in free air, one meter from intake side.
 * All readings are typical values at rated voltage.
 * Specifications are subject to change without notice.