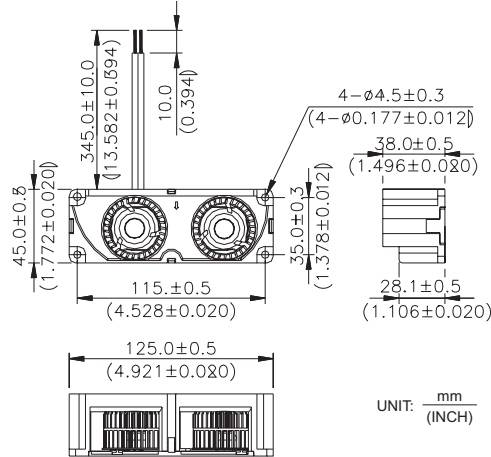


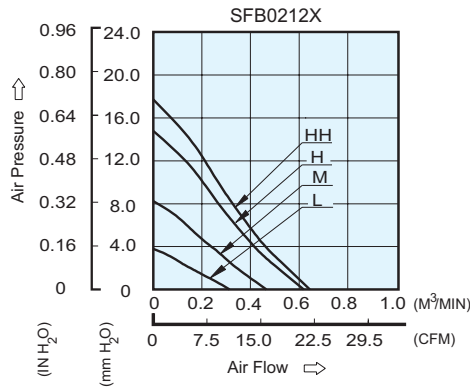


- * Bearing Type
Ball Bearings
- * Material
Impeller & Frame : Plastic(UL 94V-0)
- * Lead Wires :
UL 1007 AWG #24 OR Equivalent
Red Wire Positive(+)
Black Wire Negative(-)
- * Weight : 110g (3.88 OZ)

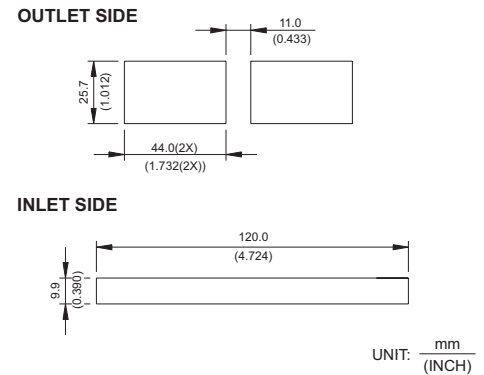
■ DIMENSIONS DRAWING



■ P & Q CURVE (AT RATED VOLTAGE)



■ MOUNTING PANEL CUTOUT



MODEL		Rated Voltage	Operating Voltage Range	Rated Current	Rated Input Power	Speed	Maximum Air Flow		Maximum Air Pressure		Noise
PART NO.	FUNCTION	VDC	VDC	Amp	Watt	R.P.M.	M ³ /min	CFM	mmH ₂ O	IN H ₂ O	dB-A
SFB0212L	-R00 / -F00	12	5.5 to 13.8	0.22	2.64	3600	0.312	11.02	3.79	0.149	33.0
SFB0212M	-R00 / -F00	12	5.5 to 13.8	0.36	4.32	5000	0.462	16.32	8.24	0.324	44.5
SFB0212H	-R00 / -F00	12	5.5 to 13.8	0.42	5.04	6400	0.614	21.68	14.78	0.582	48.0
SFB0212HH	-R00 / -F00	12	5.5 to 13.8	0.62	7.44	7000	0.655	23.13	16.32	0.643	52.0

* Function type is optional.
 * The max. air flow and the speed are measured in free air ; max. air pressure is measured at zero air flow.
 * Noise is measured in anechoic chamber in free air, one meter from intake side.
 * All readings are typical values at rated voltage.
 * Specifications are subject to change without notice.